

BOLLA WP



Industrial Application Emergency

Job/Location: _____
 Contractor: _____
 Prepared By: _____

Job Type: _____
 Date: _____



■ specifications: internal

The **BOLLA WP** has a 120/277V input. The entire internal cavity is protected from moisture ingress by an extremely resilient gasket. The gasketing has “memory retention” and always holds its original form so that it effectively and consistently protects the **BOLLA WP** from moisture. The 6V version comes standard with a lead acid battery. The 12V version comes standard with a nickel metal hydride (Ni-MH) battery. Both provide a minimum emergency duration of 90 minutes.

■ specifications: external

The **BOLLA WP** is constructed from .100” thick, cast aluminum. Tamper resistant screws are standard to ensure integrity. The BOLLA WP series comes standard in an industrial silver gray color although black, white and custom color options are available. The **BOLLA WP** comes standard with an LED status indicator and test switch. Reflector assemblies are fully adjustable for precise positioning. High output LED lamp configurations are offered. Molded feet are designed for surface mounting. The **BOLLA WP** unit is suitable for surface wall or ceiling. Suitable for wet location / NEMA 4X installations.

■ sanitation listed (SL)

The **BOLLA WP** is sanitation approved. The Intertek verified splash zone listing is certified to the NSF Standard 2, meeting the rigorous sanitation, electrical safety and performance standards of food service environments.

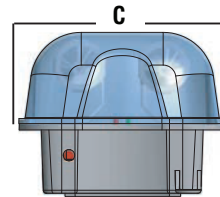
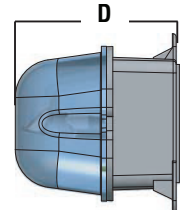
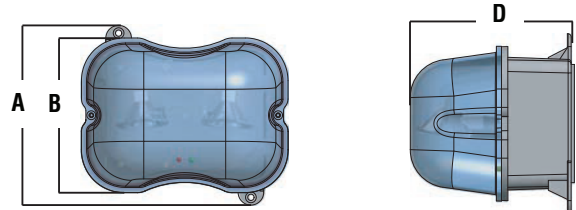
■ ordering logic

Series	Capacity	Lamp No.	Lamps	Options
BOL-WP	6V12W ¹	1 ¹ (single lamp)	See lamp Selection	AT (autotest)
	12V27W ²	2 (double lamp)		BLK (black)
				CC ³ (custom color housing)
				LC (line cord)
				TLP (twist lock plug)
				WHT (white)

ACCESSORIES:

BPG9 (wire guard)

■ dimensions (in,mm.)



Series	A	B	C	D
BOL-WP	7”	6 1/4”	8 1/4”	6 1/4”
	178mm	159mm	210mm	159mm

EXAMPLE: BOL WP 12V27W 2 7WLED

NOTE 1: Lead acid battery; 7W LED available in single lamp model only for 6V and all 12V models
 NOTE 2: Ni-MH battery
 NOTE 3: Consult factory, MOQ may apply

■ specifications: electrical

The **BOLLA WP** utilizes a high-efficiency two stage charger providing precise float voltage control with low voltage disconnect protection. All components used in the circuitry are temperature compensated. The charger also has brownout and short circuit protection. Charger status is easily determined via a dual diagnostic LED display which indicates AC/ON and High Charge. A push button test switch allows maintenance personnel to quickly determine the operational status of the unit and lamp load. Lamp loads are connected to the emergency power supply with sturdy terminal connectors. These connectors allow for a large gauge of wire to be used, increasing the flexibility or installation.

■ specifications: battery

The **BOLLA WP** is designed with either a maintenance free, sealed valve regulated lead acid battery or a Ni-MH battery that provides a minimum emergency duration of 90 minutes. Recharge time of the battery is less than forty-eight [48] hours. The battery operating temperature for both types is 50°F to 104°F (10°C to 40°C).

■ specifications: mechanical

The **BOLLA WP** is constructed from a durable, fully gasketed die-cast aluminum housing rated for NEMA 4X. Universal knockout mounting pattern is cast into the mounting surface. Molded mounting feet are built in for surface mounting. The **BOLLA WP** is supplied standard in a durable silver gray powder coat, baked finish. Other colors are available, including color matching, please specify. CSA C22.2 No. 141 Performance Certified.

■ compact design

The **BOLLA WP** compact emergency lighting units are designed to withstand the elements and abuse in applications such as schools, corridors, institutions and apartment complexes. The die-cast aluminum body and polycarbonate lens offer protection and superior performance. Tamper resistant screws are standard to ensure the integrity of the battery unit.

■ sanitation listed

The **BOLLA WP** is sanitation approved. The Intertek verified splash zone listing is certified to the NSF standard 2, meeting the rigorous sanitation, electrical safety and performance standards of food service environments.

■ lamp selection

	6V	12V
MR16 LED	5, 7W	2, 5, 7W

■ model rating guide

Model	Voltage (output)	Wattage Rating 90min
BOL-WP-6-12	6	12
BOL-WP-12-27	12	27

■ autotest

The Beghelli autotest system automatically performs one 5 minute discharge test monthly, and every 6 months it performs two 90 minutes discharge tests, 24 hours apart. This tests both full battery capacity and recharge capability. The information is communicated simply and intuitively to maintenance personnel via a single multi-color LED. A manual test feature is included when the autotest option is selected. The manual test will run a 30 second, 15 minute or 90 minute test by pressing the correct sequence of the test switch.

■ warranty

The **BOLLA WP** comes with a 3-year factory warranty. Lamps are not covered under the warranty. Deliberate damage, misuse, improper installation effectively cancel the warranty.

■ electrical rating

Uncharged						Full Charged					
Power (W)	AC Current (A) AC Voltage		Frequency (Hz)	DC Voltage (V)	DC Current (mA)	Stand By Power (W)	AC Current (A) AC Voltage		Frequency (Hz)	DC Voltage (V)	DC Current (mA)
	120V	277V					120V	277V			
14.56	0.13	0.07	50/60	11.97	0.64	2.1	0.068	0.034	50/60	13.66	0.00

NOTE: Electrical rating is for MR-16 7W/12V LED lamp only.